Alcohol and Marijuana Control Office
550 W 7th Avenue, Suite 1600
Anchorage, AK 99501
marijuana.licensing@alaska.gov
https://www.commerce.alaska.gov/web/amco
Phone: 907.269.0350

Alaska Marijuana Control Board

Form MJ-02: Premises Diagram

What is this form?

A detailed diagram of the proposed licensed premises is required for all marijuana establishment license applications, per 3 AAC 306.020(b)(8). Your diagram must show all entrances and boundaries of the premises, restricted access areas, and storage areas, and dimensions. If your proposed premises is located within a building or building complex that contains multiple businesses and/or tenants, please provide an additional page that clearly shows the location of your proposed premises within the building or building complex, along with the addresses and/or suite numbers of the other businesses and/or tenants within the building or building complex. For those applying for a limited marijuana cultivation license, the proposed area(s) for cultivation must be clearly delineated.

The second page of this form is not required. Blueprints, CAD drawings, or other clearly drawn and marked diagrams may be submitted in lieu of the second page of this form. The first page must still be completed, attached to, and submitted with any supplemental diagrams. An AMCO employee may require you to complete the second page of this form if additional documentation for your premises diagram is needed.

This form must be completed and submitted to AMCO's main office before any license application will be considered complete.

	Yes	No
I have attached blueprints, CAD drawings, or other supporting documents in addition to, or in lieu of, the second page of this form.	☑	☐

Section 1 – Establishment Information

Enter information for the business seeking to be licensed, as identified on the license application.

Licensee:	Jay Murray	**License Number:**	12633		
License Type:	Standard Cultivation				
Doing Business As:	Emerald City Organics, LLC				
Premises Address:	4250 Field of Dreams				
City:	Wasilla	**State:**	AK	**ZIP:**	99654

AMCO Received 06/12/2017

EMERALD CITY ORGANICS

4520 FIELD OF DREAMS STREET
WASILLA, ALASKA 99654

95% REVIEW DRAWINGS
FEBRUARY 28, 2017

AREA OF WORK — SCALE: N.T.S.

INDEX TO DRAWINGS

COVER SHEET

GENERAL

G1.1 SITE PLAN, PROPERTY INFORMATION
G1.2 CODE ANALYSIS PLAN, CODE ANALYSIS, LEGEND

ARCHITECTURAL (907 ARCHITECTURE)

AT.1 FLOOR PLAN – EXISTING
AT.2 FLOOR PLAN – RENOVATION, VERTICAL ASSEMBLIES

GENERAL NOTES:

1) BUILDING SHALL CONFORM TO INTERNATIONAL BUILDING CODE, 2009 EDITION, MINIMUM REQUIREMENTS FOR TYPE V-B CONSTRUCTION THROUGHOUT.

2) THESE DRAWINGS ARE SUPPLIED TO THE GENERAL CONTRACTOR AND OWNER FOR THEIR USE ON THIS SPECIFIC PROJECT. HEAVY SCHEM DRAWINGS ARE ATTACHED TO THE ARCHITECTURAL DRAWINGS AND SHOW ALL SPECIALIZED EQUIPMENT REQUIREMENTS, REINFORCING REQUIREMENTS, BLOCKING REQUIREMENTS, PLUMBING REQUIREMENTS, ELECTRICAL REQUIREMENTS, AND DETAILS AND SPECIFICATIONS FOR THE EQUIPMENT.

3) THE ORGANIZATION OF THESE DRAWINGS IS NOT INTENDED TO CONTROL THE DIVISION OF WORK AMONG THE SUB-CONTRACTORS. THE DIVISION OF THE WORK SHALL BE THE SOLE RESPONSIBILITY OF THE GENERAL CONTRACTOR.

4) CONTRACTOR SHALL PROVIDE ALL LABOR, EQUIPMENT AND MATERIALS REQUIRED TO COMPLETE ALL WORK AS SHOWN OR AS IMPLIED ON THESE DRAWINGS.

5) CONTRACTOR SHALL PROVIDE AND MAINTAIN ALL FACILITIES FOR LIGHT AND POWER WITHIN THE ENCLOSURES AND IN THE CONSTRUCTION AREA DURING THE ENTIRE CONSTRUCTION PERIOD. POWER SHALL BE OBTAINED FROM THE EXISTING DISTRIBUTION SYSTEM. PROVIDE NECESSARY MATERIALS AND LABOR FOR POWER CONNECTIONS FOR MACHINES, PORTABLE TOOLS, ETC. AS USED BY OTHER TRADES, REGARDLESS OF SCOPE.

6) CONTRACTOR SHALL BE RESPONSIBLE FOR THE REMOVAL OF ALL RUBBISH AND DEBRIS RESULTING FROM CONSTRUCTION AT CONTRACTOR'S EXPENSE.

7) ALL DIMENSIONS ARE TO FACE OF STUD OR STRUCTURE, UNLESS NOTED OTHERWISE.

8) CONTRACTORS SHALL VERIFY ALL DIMENSIONS AND FIELD VERIFY CONDITIONS BEFORE PROCEEDING WITH ANY WORK.

9) ALL CONTRACTORS AND SUB CONTRACTORS ARE RESPONSIBLE FOR CONFORMING TO ALL APPLICABLE LOCAL CODES AND TRADE STANDARDS.

10) CONTRACTOR SHALL PROVIDE CLIENT OPTIONS FOR MATERIALS, COLORS, FINISHES, AND EQUIPMENT.

11) FIRE ALARM AND SPRINKLER DRAWINGS (IF REQUIRED) ARE NOT WITHIN THE SCOPE OF THESE DRAWINGS AND ARE THE RESPONSIBILITY OF THE GENERAL CONTRACTOR. SUCH DRAWINGS SHALL BE SUBMITTED UNDER A SEPARATE COVER BY A QUALIFIED FIRE PROTECTION CONTRACTOR.

12) MECHANICAL AND ELECTRICAL DRAWINGS (IF REQUIRED) ARE NOT WITHIN THE SCOPE OF THESE DRAWINGS AND ARE THE RESPONSIBILITY OF THE GENERAL CONTRACTOR. SUCH DRAWINGS SHALL BE SUBMITTED UNDER A SEPARATE COVER BY A QUALIFIED ENGINEER/CONTRACTOR.

13) ANY AND ALL DISCREPANCIES BETWEEN DRAWING SHEETS, DISCIPLINES, DIMENSIONS, DETAILS, MATERIALS, AND COLORS SHALL BE BROUGHT TO THE ATTENTION OF THE ARCHITECT PRIOR TO BIDDING AND/ OR CONSTRUCTION IMMEDIATELY UPON DISCOVERY FOR CLARIFICATION.

14) DO NOT SCALE DIMENSIONS FROM BLUEPRINTS. ANY AND ALL DISCREPANCIES OF DIMENSIONS BETWEEN DRAWING SHEETS, DISCIPLINES, AND DETAILS SHALL BE BROUGHT TO THE ATTENTION OF THE ARCHITECT PRIOR TO CONSTRUCTION IMMEDIATELY UPON DISCOVERY FOR CLARIFICATION.

ABBREVIATIONS:

A.F.F.	ABOVE FINISHED FLOOR	COL	COLUMN	ELEC	ELECTRICAL	FT	FOOT	LT	LEFT	OHD	OVERHEAD DOOR	SIM	SIMILAR	VERT	VERTICAL
ACOUS	ACOUSTICAL	COMM	COMMUNICATION	EL	ELEVATION	FTG	FOOTING	LB	POUND	PR	PAIR	S.B.	SINK BASE	VIF	VERIFY
A.C.T.	ACOUSTICAL CEILING TILE	CONC	CONCRETE	EXIST	EXISTING	FDN	FOUNDATION	LBR	LUMBER	P. LAM	PLASTIC LAMINATE	S.D.	SMOKE DETECTOR	VERT	VESTIBULE
ADDN	ADDITIONAL	CMU	CONCRETE MASONRY UNITS	EXP	EXPANSION	GALV	GALVANIZED	M.O.	MASONRY OPENING	PL	PLATE	S.C.	SOLID CORE	V.C.T	VINYL COMPOSITION TILE
ALUM	ALUMINUM	CONN	CONNECTION	EXT	EXTERIOR	GSP	GALVANIZE STEEL PIPE	MFG	MANUFACTURER(ED)	PLYWD	PLYWOOD	S.C.W.	SOLID CORE WOOD	V.C.	VINYL CABINET
A.B.	ANCHOR BOLT	C.J.	CONTROL JOINT (IN)	EIFS	EXTERIOR INSULATION & FINISH SYSTEM	GLB	GLULAM BEAM	MAX	MAXIMUM	PRE ENG'RED	WOOD ENGINEERED	SPEC	SPECIFICATION	W/ WT	WELDED WIRE FABRIC
&	AND	C.J.	CONSTRUCTION JOINT			GOVT	GOVERNMENT	MECH	MECHANICAL	PSF	POUNDS PER SQUARE FOOT	SD	SOAP	W/ MA	WELDED WIRE MESH
APPROX	APPROXIMATELY	CONST	CONSTRUCTION	FAB	FABRICATED	G.B.	GRAB BAR	MEMB	MEMBRANE	QT	QUARRY TILE	SQ FT	SQUARE FOOT	W/	WITH
ARCH	ARCHITECTURAL	CONT	CONTINUOUS	F.O.C.	FACE OF CONCRETE	GR	GRADE	MWP	MEMBRANE WATERPROOFING	RAD	RADIUS	SST	STAINLESS STEEL	W/O	WITHOUT
ASPH	ASPHALT	CU	CUBIC	F.O.F.	FACE OF FINISH	GA	GAUGE	MTL	METAL	RD	ROOF DRAIN	STL	STEEL	WD	WOOD
@	AT	DK	DECK	F.O.S.	FACE OF STUDS	GYP	GYPSUM	MIN	MINIMUM	REF	REFRIGERATOR	STRUC	STRUCTURAL		
A.W.W.	ALL WEATHER WOOD	DEMO	DEMOLITION	F.O.W.	FACE OF WALL	GYP.B	GYPSUM WALL BOARD	MIR	MIRROR	REINF	REINFORCE	SUSP	SUSPENDED		
BK	BACK	DTL	DETAIL	F.O.U.	FACE OF UNIT	HC	HANDICAPPED	MISC	MISCELLANEOUS	REQD	REQUIRED	S.A.C.	SUSPENDED ACOUSTICAL TILE		
B.C.	BASE CABINET	DIA	DIAMETER	FD	FACTORY FINISH	HW	HOLLOW METAL	MONO	MONOLITHIC	REV	REVERSED	TV	TELEVISION		
BM	BEAM	DIFF	DIFFUSER	F.E.	FIRE EXTINGUISHER	HORIZ	HORIZONTAL	N.A.	NOT APPLICABLE	RT	RIGHT	TELE	TELEPHONE		
BLK	BLOCK	DIM	DIMENSION	F.P.	FIREPROOF	H.B.	HOSE BIB	N.I.C.	NOT IN CONTRACT	RM	ROOM	THRU	THROUGH		
BLKG	BLOCKING	DR	DOOR	FIG	FIGURE	HT	HEIGHT	N.T.S	NOT TO SCALE	RGH	ROUGH	T.I.	TENANT IMPROVEMENT		
CAB	CABINET	DN	DOWN	FIN	FINISH(ED)	HDWE	HARDWARE	NO.	NUMBER	R.O.	ROUGH OPENING	T.O.	TOP OF		
CPT	CARPET	DS	DOWN SPOUT	F.F.E.	FINISHED FLOOR ELEVATION	HDWD	HARDWOOD	#	NUMBER		SOUND	TS	TUBE STEEL		
CSMT	CASEMENT	D.B.	DRAWER BANK	F.E.C.	FIRE EXTINGUISHER CABINET	INSUL	INSULATION	O.C.	ON CENTER	SBR	RUBBER	TYP	TYPICAL		
CLG	CEILING	DWG	DRAWING	F.T.	FIRE TREATED	INT	INTERIOR	OPNG	OPENING	S.S.	SANITARY SEWER	TRANSV	TRANSVERSE		
CL	CENTERLINE	D.F.	DRINKING FOUNDAIN	FL	FLOOR	JAN	JANITOR	OPP	OPPOSITE	SCHD	SCHEDULE	U.O.N.	UNLESS OTHERWISE NOTED		
C.T.O.C.	CENTER TO CORNER	EA	EACH	F.D.	FLOOR DRAIN	JOINT	JOINT	ORIG	ORIGINAL	SECT	SECTION	VAC	VACUUM		
C.T.	CERAMIC TILE	E.W.	EACH WAY	F.L.	FLOW LINE	LAM	LAMINATE	O.R.D.	OVERFLOW ROOF DRAIN	SHT	SHEET	VB	VAPOR BARRIER		
						LAV	LAVATORY	O/H	OVERHEAD	SV	SHEET VINYL				

PROJECT NARRATIVE:

THE SCOPE OF WORK REQUIRED BY THE GENERAL CONTRACTOR (GC) AND THEIR SUBCONTRACTORS (SC) IS AS FOLLOWS:

ANY DESIGN WORK BY THE GC SHALL BE SUBMITTED AND APPROVED BY THE OWNER'S REPRESENTATIVE, ARCHITECTS, ENGINEERS, AND THE CENTRAL MATANUSKA FIRE DEPARTMENT PRIOR TO COMMENCING WITH CONSTRUCTION.

THIS PROJECT IS A CHANGING OF EXISTING RESIDENCE TO A CULTIVATION FACILITY. NO STRUCTURAL WORK IS INVOLVED IN THIS ADAPTATION. ONLY NON-LOAD BEARING WALLS ARE BEING INSTALLED. NO SLEEPING AREAS OR ROOMS WILL BE PROVIDED AND NO ONE WILL BE SLEEPING IN THIS BUILDING.

907 Architecture, LLC
PO Box 873570, Wasilla, Alaska 99687
Phone: 907.745.5483 Cell: 907.841.0114

EMERALD CITY ORGANICS
4520 FIELD OF DREAMS STREET
WASILLA, ALASKA 99654

95% REVIEW DRAWINGS

REVISIONS:

DRAWN BY: MFW
CHECKED BY: MFW
DATE: 2/28/2017
JOB NUMBER: 17108.00

SHEET CONTENTS:
INDEX OF DRAWINGS
AREA OF WORK
GENERAL NOTES
ABBREVIATIONS
PROJECT NARRATIVE

CATEGORY	SHEET
G	1.0

AMCO Received 06/12/2017

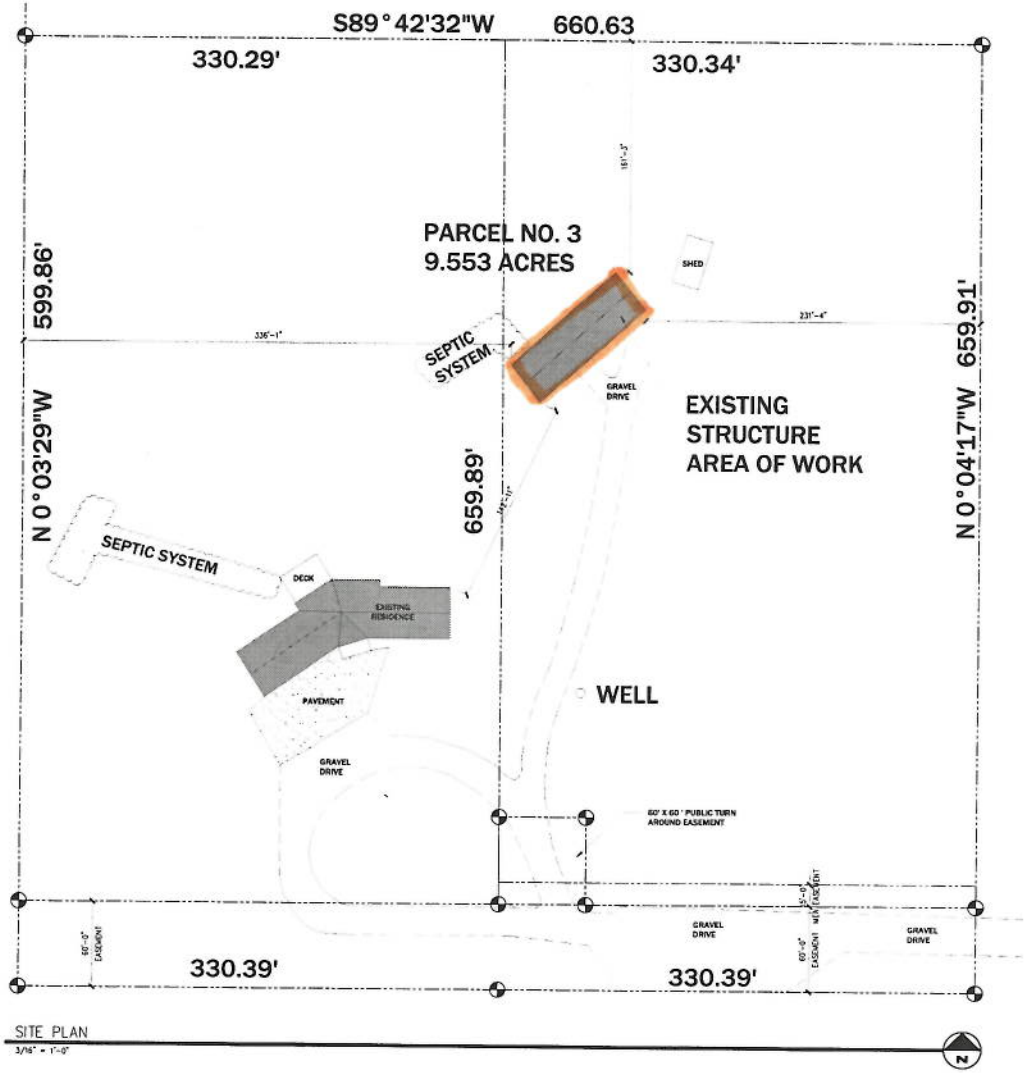

PROPERTY INFORMATION

LEGAL ADDRESS:
TOWNSHIP 18N RANGE 1W SECTION 21 LOT D3

SITE ADDRESS
413 W FAITH ROAD, WASILLA, ALASKA
4520 N FIELD OF DREAMS ST, WASILLA, ALASKA

SIZE:
9.553 ACRES

= Licensed Premises

907 Architecture, LLC
PO Box 875570, Wasilla, Alaska 99687
PH 907.632.6487
C.O.A. #101114

EMERALD CITY ORGANICS
4520 FIELD OF DREAMS STREET
WASILLA, ALASKA 99654

95% REVIEW DRAWINGS

REVISIONS:

DRAWN BY: MFW
CHECKED BY: MFW
DATE: 2.28.2017
JOB NUMBER: 17108.00

SHEET CONTENTS:
SITE PLAN
PROPERTY INFORMATION

CATEGORY	SHEET
G	1.1

RECEIVED
AUG 10 2017
ALCOHOL MARIJUANA CONTROL OFFICE
STATE OF ALASKA

Licensed premises =

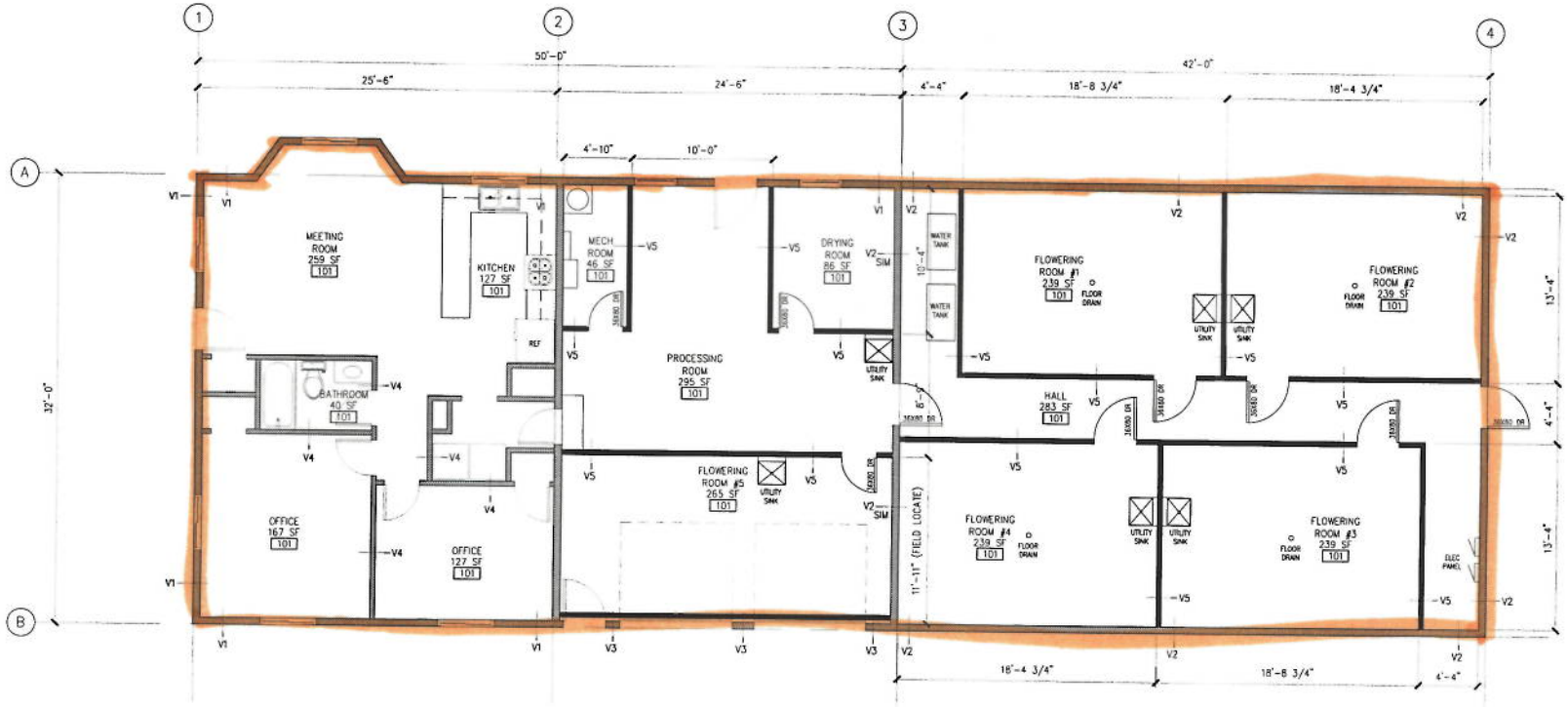

FIRST FLOOR PLAN – RENOVATION
1/4" = 1'-0"

EXISTING WALL
NEW WALL

VERTICAL ASSEMBLIES:

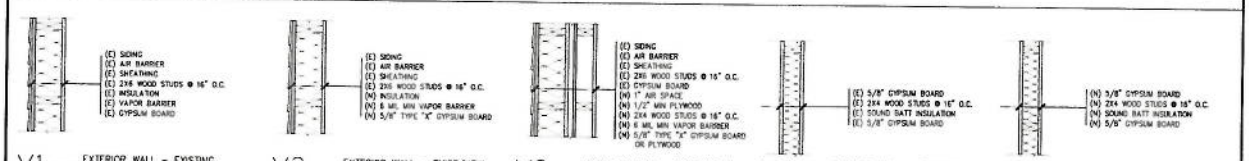

V1 — EXTERIOR WALL – EXISTING
V2 — EXTERIOR WALL – EXIST/NEW
V3 — EXTERIOR WALL – EXIST/NEW
V4 — INTERIOR WALL – EXISTING
V5 — INTERIOR WALL – NEW

907 Architecture, LLC
PO Box 875570, Wasilla, Alaska 99687
PH 907.632.8487
C.O.A. #101114

EMERALD CITY ORGANICS
4520 FIELD OF DREAMS STREET
WASILLA, ALASKA 99654

95% REVIEW DRAWINGS

REVISIONS:

DRAWN BY: MFW
CHECKED BY: MFW
DATE: 2.28.2017
JOB NUMBER: 17108.00

SHEET CONTENTS:
FIRST FLOOR PLAN
VERTICAL ASSEMBLIES

CATEGORY	SHEET
A	1.2

RECEIVED
AUG 10 2017
ALCOHOL MARIJUANA CONTROL OFFICE
STATE OF ALASKA

= Restricted Access

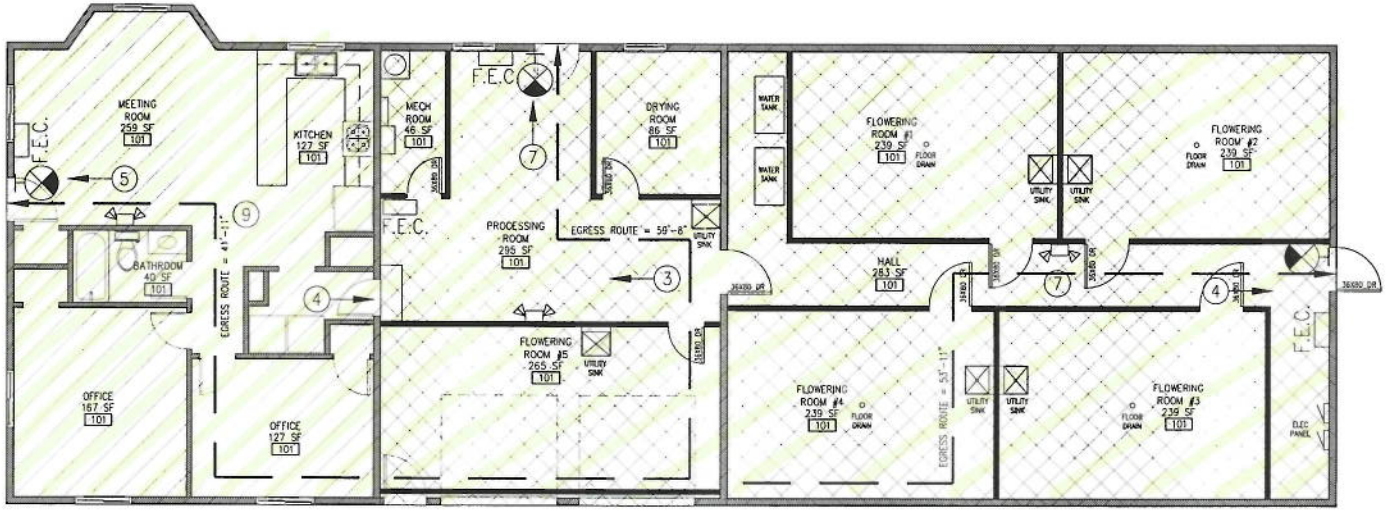

FIRST FLOOR – CODE PLAN

3/16" = 1'-0"

CODE ANALYSIS

**** INDICATES DEFICIENCY

REFERENCE
CODE ANALYSIS — INTERNATIONAL BUILDING CODE 2009 EDITION (IBC-2009)

OCCUPANCY CLASSIFICATION (REF: IBC-2009, SEC. 304)
GROUP B (BUSINESS)
GROUP F-1 (FACTORY INDUSTRIAL – MODERATE HAZARD)

OCCUPANCY SEPARATION (REF: IBC-2009, TABLE 508.4)
NO SEPARATION REQUIRED

TYPE OF CONSTRUCTION (REF: IBC-2009, TABLE 601)
TYPE V-B (NON-SPRINKLERED)

HEIGHT AND NUMBER OF STORIES (REF: IBC-2009, TABLE 503)

GROUP B:	ALLOWED	40'-0"	2 STORY	9,000 S.F.
	PROVIDED	16'-0"	1 STORY	860 S.F. => SATISFIED
GROUP F-1:	ALLOWED	40'-0"	1 STORY	8,500 S.F.
	PROVIDED	16'-0"	1 STORY	2,120 S.F. => SATISFIED

FRONTAGE INCREASE & AUTOMATIC SPRINKLER INCREASE: (REF: IBC-2009, SEC. 506)
NOT REQUIRED

CONSTRUCTION REQUIREMENTS (REF: IBC-2009, TABLE 601)

FIRE RESISTANCE RATINGS	
STRUCTURAL FRAME	0 HR
BEARING WALLS	
EXTERIOR	0 HR
INTERIOR	0 HR
NON-BEARING WALLS/PARTITIONS	
EXTERIOR	0 HR
INTERIOR	0 HR
FLOOR CONSTRUCTION	0 HR
ROOF CONSTRUCTION	0 HR

OCCUPANT LOAD (REF: IBC-2009, TABLE 1004.1.1)
SEE CODE PLANS
B AREA
860SF / 100 SF = 9 OCCUPANTS (ACTUAL OCCUPANT LOAD WILL BE LESS)
F-1 AREA
2,120SF / 300 SF = 7 OCCUPANTS (ACTUAL OCCUPANT LOAD WILL BE LESS)

EXIT ACCESS TRAVEL DISTANCE (REF: IBC-2009, SEC. 1014.3)
EXIT ACCESS TRAVEL DISTANCE SHALL NOT EXCEED 75'. => SATISFIED

EXIT SIGNS (REF: IBC-2009, SEC. 1011)
**** EXITS AND EXIT ACCESS DOORS SHALL BE MARKED BY AN APPROVED EXIT SIGN READILY VISIBLE FROM ANY DIRECTION OF EGRESS TRAVEL => NOT SATISFIED.

EXIT SIGN ILLUMINATION (REF: IBC-2009, SEC. 1011.2)
**** EXIT SIGNS SHALL BE INTERNALLY OR EXTERNALLY ILLUMINATED. => NOT SATISFIED.

MEANS OF EGRESS ILLUMINATION (REF: IBC-2009, SEC. 1006)
**** THE MEANS OF EGRESS, INCLUDING THE EXIT DISCHARGE, SHALL BE ILLUMINATED AT ALL TIMES THE BUILDING SPACE SERVED BY THE MEANS OF EGRESS IS OCCUPIED. => NOT SATISFIED.

STRUCTURAL DESIGN (REF: IBC-2009, CHAPTER 16)
**** EXISTING BUILDING WAS NOT REVIEWED FOR STRUCTURAL DESIGN CRITERIA. THESE SERVICES REQUIRE A LICENSED STRUCTURAL ENGINEER.

CODE LEGEND

- BUSINESS (B) OCCUPANCY
- FACTORY (F-1) OCCUPANCY
- FIRE EXTINGUISHER (2.5A,10-B,C)
- OCCUPANTS EXITING
- EXIT SIGN
- EMERGENCY LIGHTS
- EGRESS ROUTE < 75'

907 Architecture, LLC
PO Box 875570, Wasilla, Alaska 99687
907.232.1487 FAX 907.232.1488

EMERALD CITY ORGANICS
4520 FIELD OF DREAMS STREET
WASILLA, ALASKA 99654

95% REVIEW DRAWINGS

REVISIONS:

DRAWN BY: MFW
CHECKED BY: MFW
DATE: 2.28.2017
JOB NUMBER: 17108.00

SHEET CONTENTS:
1ST FLOOR-CODE PLAN
CODE LEGEND
CODE ANALYSIS

CATEGORY	SHEET
G	1.2

AMCO Received 06/12/2017

PLOTTING DATE: SHEET